



SIMLOVERS

USER GUIDE

Version:1.0.0.1 / Issue Date: 20.09.2024

THIS PROPRIETARY DOCUMENT AND ALL INFORMATION CONTAINED THEREIN IS THE PROPERTY OF KEYVAN AVIATION A.S.

IT MAY NOT BE USED, COPIED, REPRODUCED OR OTHERWISE DEALT WITH, NOR MAY ITS CONTENTS BE COMMUNICATED TO OTHERS IN WHOLE OR IN PART, WITHOUT THE EXPRESS WRITTEN CONSENT OF KEYVAN AVIATION A.S.

IT MAY NOT BE USED DIRECTLY OR INDIRECTLY FOR PURPOSES OTHER THAN THOSE EXPRESSLY GRANTED IN WRITING BY KEYVAN AVIATION A.S.



+90 212 271 9191



www.store.keyvan.aero
www.keyvan.aero



simdata@keyvan.aero

Step:1



Enter the email address associated with your purchase from store.keyvan.aero into the relevant field on the 'Simulator NavData Downloader' screen, then click the 'Login' button.

Step:2



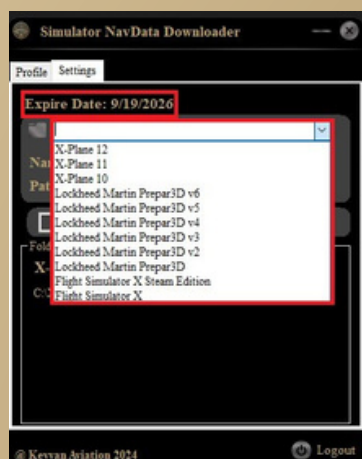
Once you have entered your email address, you will be required to create a password. After creating your password, click the 'Sign Up' button.

Step:3



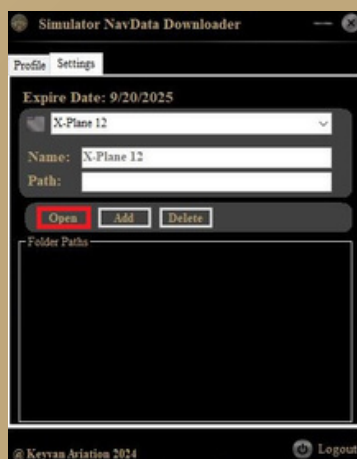
If you forget your password, you can reset it by clicking the 'Forgot My Password!' option.

Step:4



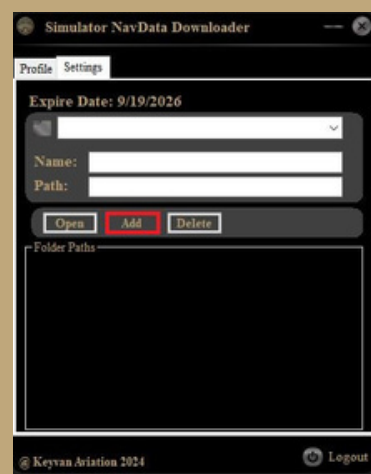
After logging into the application, you need to select the displayed simulator from the settings screen.

Step:5



Click the 'Open' button on the screen to select the folder where the simulator is installed on your computer.

Step:6



After selecting the folder using the 'Open' button, you can transfer the selected simulator and folder path to the application by clicking the 'Add' button.

Step:7



When a profile is selected in the 'Folder Paths' section, the 'Name' and 'Path' fields in the upper panel will be displayed. If you wish to delete the file, you can use the 'Delete' button.

Step:8



In the "profile" page select the path from the dropdown list and click the update button.

Step:9



The software will download the NavDB from the server and will be installed on the readable location. Once the process is finished, your **X-plan** is ready to use.



Not 1: Expiry Date: The purchased application comes with a one-year usage right. Each purchase extends the usage period.

Not 2: Each account has 1 time download right per cycle.